

INDOOR UNIT

Ceiling suspended type

PCFY-P VKM-E



Designed for ultra-quiet operation and easy maintenance, provides exceptionally comfortable air-conditioning.



Extra slim, extra stylish

Sleek and slim with stylishly curved lines, the PCFY series blends right into any interior. It also features a single air outlet which allows the auto vane to act as a shutter when the unit is turned off.

Auto vane distributes air evenly

The auto vane swings up and down automatically to distribute air more evenly to every corner of the room.

Long life filter as standard

Long life filter is equipped as standard enabling up to 2,500 hours of operation (office use) without maintenance.

Keeps airflow at optimum level according to ceiling height

The most suitable airflow can be selected for ceilings up to 4.2m high, enhancing air-conditioning efficiency and comfort. (P100/P125)

	Standard	High ceiling
Ceiling height	3.0(9-13/16)	4.2(13-3/4)

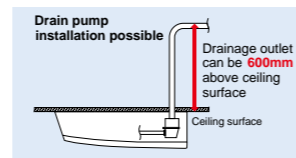
m (ft)

Greatly simplified installation

The direct suspension system eliminates the task of removing the attachment fixture from the main unit, greatly shortening installation time.

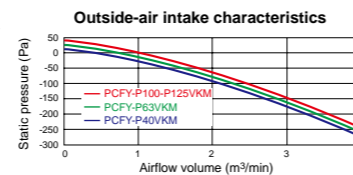
Drain pump option available with all models

The pumping height of the optional drain pump has been increased from 400 mm to 600 mm, expanding flexibility in choosing unit location during installation work.




Outside-air intake

Units are equipped with a knock-out hole that enables the induction of fresh outside-air.



Equipped with automatic air-speed adjustment

In addition to the conventional 4-speed setting, units are now equipped with an automatic air-speed adjustment mode. This setting automatically adjusts the air-speed to conditions that match the room environment. At the start of heating/cooling operation, the airflow is set to high-speed to quickly heat/cool the room. When the room temperature reaches the desired setting, the airflow speed is decreased automatically for stable comfortable heating/cooling operation.



Specifications

		PCFY-P40VKM-E	PCFY-P63VKM-E	PCFY-P100VKM-E	PCFY-P125VKM-E	
Power source		1-phase 220-240V 50Hz / 1-phase 220V 60Hz				
Cooling capacity	*1 kW	4.5	7.1	11.2	14.0	
	*1 BTU/h	15,400	24,200	38,200	47,800	
Heating capacity	*1 kW	5.0	8.0	12.5	16.0	
	*1 BTU/h	17,100	27,300	42,700	54,600	
Power consumption	Cooling kW	0.04	0.05	0.09	0.11	
	Heating kW	0.04	0.05	0.09	0.11	
Current	Cooling A	0.28	0.33	0.65	0.76	
	Heating A	0.28	0.33	0.65	0.76	
External finish(Munsell No.)		6.4Y 8.9/ 0.4				
Dimension H x W x D	mm	230 x 960 x 680	230 x 1,280 x 680	230 x 1,600 x 680		
	in.	9-1/16 x 37-13/16 x 26-3/4	9-1/16 x 50-3/8 x 26-3/4	9-1/16 x 63 x 26-3/4		
Net weight		kg(lbs.)	24(53)	32 (71)	36 (79)	
Heat exchanger		Cross fin (Aluminum fin and copper tube)				
Fan	Type x Quantity	Sirocco fan x 2		Sirocco fan x 4		
	Airflow rate *2 (Lo-Mid2-Mid1-Hi)	m³/min	10-11-12-13	14-15-16-18	21-24-26-28	21-24-27-31
		L/s	167-183-200-217	233-250-267-300	350-400-433-467	350-400-450-517
	cfm	353-388-424-459	494-530-565-636	742-847-918-989	742-847-953-1,095	
External static pressure	Pa	0				
Motor	Type	DC motor				
	Output kW	0.090	0.095	0.160		
Air filter		PP Honeycomb (long life)				
Refrigerant pipe diameter	Gas (Flare) mm(in.)	ø12.7 (ø1/2)	ø15.88 (ø5/8)	ø15.88 (ø5/8) / ø19.05 (ø3/4) (Compatible)		
	Liquid (Flare) mm(in.)	ø6.35 (ø1/4)	ø9.52 (ø3/8)			
Field drain pipe diameter		mm(in.) O.D. 26 (1)				
Sound pressure level (Lo-Mid2-Mid1-Hi) *2 *3		dB(A)	29-32-34-36	31-33-35-37	36-38-41-43	
					36-39-42-44	

Notes:

- *1 Cooling/Heating capacity indicates the maximum value at operation under the following condition.
Cooling Indoor : 27°C(80.6°F)DB/19°C(66.2°F)WB, Outdoor 35°C(95°F)DB
Heating Indoor : 20°C(68°F)DB, Outdoor 7°C(44.6°F)DB/6°C(42.8°F)WB
- *2 Airflow rate/Sound pressure level are shown in (low-middle 2-middle 1-high).
- *3 It is measured in anechoic room.